

KOOLSHADE - SOLAR CONTROL

KoolShade is an elegant and versatile solution for the solar shading of buildings. It is a miniature louvre system woven from bronze wires and configured into a mesh that has been designed to provide maximum outward vision whilst shading the window.

The system can be configured into many geometric shapes and sizes, which makes it suitable for retro-fitting as well as for new buildings. The KoolShade material can be fixed into a variety of frame types to suit the architectural requirements of a project.

Top hung, side hung, sliding track and static fixings are available, as well as a wide range of polyester powder finishes. In addition to providing excellent solar shading on all elevations of a building, KoolShade also acts as a noise barrier, an insect mesh, a privacy screen and as a security screen easily capable of deflecting hand thrown projectiles.

- BESPOKE SOLAR SHADING
- EFFICIENT GLARE REDUCTION
- INTERNAL HEAT REDUCTION
- REDUCES NOISE INGRESS
- INSECT MESH
- SECURITY / PRIVACY SCREEN
- REDUCTION IN HEAT LOSS
- EASILY MAINTAINED

The Greenhouse Effect

- Tinted glass and films do reduce glare but can give distorted, unflattering light. Also the glass can reach temperatures of over 60°C - too hot to even touch.
- Internal blinds and curtains do help, but once through the glass, the sun's short wave radiation converts to long wave energy which cannot escape back through the glass. The blinds themselves then become huge radiators which contribute to the heat build up within the room. In addition, blinds impair outward vision.
- Solar glare can also cause problems with eyestrain and difficulties reading visual display units.

**KOOLSHADE'S SOLUTION IS SIMPLE & EFFECTIVE
STOP THE SUN FROM EVER REACHING THE
WINDOW IN THE FIRST PLACE!**




with KoolShade

without KoolShade

Standard KoolShade

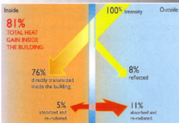
magnified view



700 louvre blades per m²
louvers 1.27mm

Single clear glass

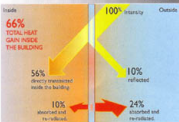
profile view




81% TOTAL HEAT GAIN

Typical tinted glass

profile view



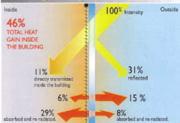
66% TOTAL HEAT GAIN



Profile Angle of the Sun

Internal Venetian Blind

with single clear glass



46% TOTAL HEAT GAIN

External KoolShade Screens

with single clear glass



ONLY 14% TOTAL HEAT GAIN

KOOLSHADE - SOLAR CONTROL



GLARE REDUCTION

KoolShade effectively reduces the glare caused by peak summer and low level winter sun angles.



HEAT LOSS REDUCTION

KoolShade creates a thermal barrier between itself and the glass which helps reduce winter heating costs.



INSECT SCREENS

With 700 micro louvre blades per m² Nominal, KoolShade creates an excellent insect repellent screen.



WEATHER PROTECTION

Driving wind and rain is broken up as it passes through the KoolShade screen, thereby providing a protective second skin to the building.



PRIVACY

KoolShade makes an ideal privacy screen which allows excellent outward visibility but prevents people looking in through the windows.



SECURITY

KoolShade screens effectively repel hand thrown objects, providing a safer working environment for the occupants.



REDUCED AIR CONDITIONING COSTS

Up to 500w/m²c° can penetrate through glazing in the peak summer months. KoolShade can massively reduce solar heat gain and air-conditioning running costs.



SUSTAINABLE MATERIAL

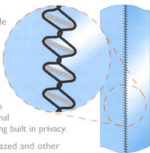
KoolShade is manufactured from lightweight micro bronze wire, which means that the minimum of material is used to maximum effect.

KOOLGLASS

Encapsulating KoolShade into glazing, brings an exciting range of application possibilities to the architect.


Not only can KoolGlass be used as a normal glazing system, but it can also be used as an internal partitioning system offering built in privacy.

Single glazed, double glazed and other options are available.



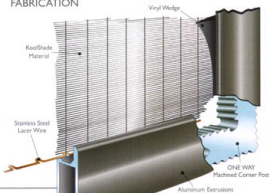
OPENING OPTIONS

Shown below are some alternative fixing applications.



1. Screens fixed on horizontal rollers.
2. On vertical rollers.
3. Opening outwards.

FABRICATION



FRAMING OPTIONS



K-310 frame
12.7mm x 50.8mm
1800 x 3000



K-308 frame
12.7mm x 38.1mm
1500 x 2400



K-306 frame
12.7mm x 25.4mm
1200 x 1800



K-159 brace
10mm x 25.4mm



K-320 double track
33mm x 31.8mm

theblindco.com

Sunblind House
Holmbush Poeteries
Crawley Road
Faygate
Horsham
West Sussex RH12 4SE

Tel: 01293 851010
Fax: 01293 851999

www.theblindco.com
sales@theblindco.com